

FERNO

Cast-iron Fireplaces



Cast-iron, for heat that lingers longer.


Cast-iron is regarded as the best production material as it has the unique ability to retain high temperatures and to release this heat long after the fire has gone out. The Ferno range of cast-iron closed system combustion fireplaces brings home a fireplace unit with the latest in heating technology.



SM1



MODEL	Width	Height	Depth
SM1	659	691	468




A classic model with a large decorative glass door, ideal for a large area with an output of up to 10kw.

Fuel type: Wood
 Log Length: Max 40cm
 Capacity: 300m³
 Heat output: 10KW
 CO emission: 13% CO₂ = 0.12%
 Flue gas temp: 398°C
 Efficiency: 78% @ 10KW
 Flue outlet: Top & Rear
 Flue size: 150mm
 Weight: 153Kg

SM3



MODEL	Width	Height	Depth
SM3	524	585	367




This modern but elegant unit is ideal for a smaller room but is still capable of a heat output of up to 9kw.

Fuel type: Wood
 Log Length: Max 30cm
 Capacity: 275m³
 Heat output: 9KW
 CO emission: 13% CO₂ = 0.12%
 Flue gas temp: 410°C
 Efficiency: 78% @ 9KW
 Flue outlet: Top & Rear
 Flue size: 125mm
 Weight: 89Kg

SM8



MODEL	Width	Height	Depth
SM8	744	699	526



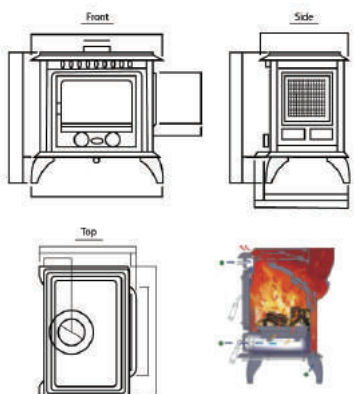
Majestic in both design and output. This unit offers a heating capacity of up to 14kw.

Fuel type:	Wood
Log Length:	Max 40cm
Capacity:	350m ³
Heat output:	14KW
CO emission:	13% CO ₂ = 0.12%
Flue gas temp:	410°C
Efficiency:	78% @ 14KW
Flue outlet:	Top & Rear
Flue size:	150mm
Weight:	198Kg

SM83



MODEL	Width	Height	Depth
SM83	580	780	494



This simple contemporary designed unit will compliment any interior while creating the perfect hearth setting and offers a heat output of up to 14kw.

Fuel type:	Wood
Log Length:	Max 40cm
Capacity:	350m ³
Heat output:	14KW
CO emission:	13% CO ₂ = 0.12%
Flue gas temp:	390°C
Efficiency:	78% @ 10KW
Flue outlet:	Top & Rear
Flue size:	150mm
Weight:	185Kg

Ferno closed system fireplaces

Most popular these days for very obvious reasons are the closed system combustion fireplaces such as Heatwave's cast iron Ferno range. These units feature unique sophisticated combustion systems ensuring that fuel is used five times more effectively than any open fireplace.

The secondary combustion creates an airwash system keeping the flame picture perfect at all times with no soot build-up on the windows. These units have reduced combustion by-products as they burn at extremely high temperatures. For the more advanced home owner, an important consideration is that they are environmentally-friendly. The small amount of ash accumulating in the user-friendly ash pan is easily disposed of.

Ferno Accessories

We offer a wide range of fireplace accessories including chimney pipes, rotating as well as fixed cowls, fireplace screens and fireguards, pre-fabricated hearths, wood trolleys, fire-tools and DIY kits.

Distributors

Bela Bela (Design Hub)

(014) 736 3380

Belville

(021) 945 3636

Bethal (Agri-Rep)

(017) 647 0522

Bethlehem (Trelidor)

(058) 303 0757

Bloemfontein

(051) 436 1881

Centurion

(012) 654 1218

East rand

(011) 826 3062

(011) 823 4143

(074) 240 9131

Klerksdorp

(082) 574 2567

Kuruman (Lumbercity)

(053) 714 3200

Middelburg

(013) 244 1465

Midrand

(072) 371 7178

Nelspruit

(013) 752 7278

(083) 630 1588

Newcastle (Security & Style)

(034) 315 1452

(082) 468 7688

Parys

(083) 449 4495

Polokwane

(083) 417 6126

(015) 297 8964

(083) 275 3652

Potchefstroom

(018) 297 4001

Lynwood

(012) 348 2744

Randburg

(011) 791 1150

Rustenburg (NW Gas & Saad)

(014) 597 1841

Soweto

(072) 371 7178

Tzaneen

(015) 307 4061

Underberg (Home & Décor)

(033) 701 1000

(083) 777 3108

Uppington (Lumbercity)

(054) 337 0250

Vereeniging (Vaal Triangle)

(016) 423 5666

(083) 255 1431

West rand

(011) 955 4523

Welkom (Buildmat Welkom)

(057) 396 2149

Contact Us

email: heatwave@wol.co.za | website: www.heatwave.co.za

For free quotations & technical advice, contact any of our distributors at **0860 heatwave (0860 4328 92)**